




Automatic pressurisation system with inverter





- **DG PED is an automatic pressurisation system with inverter which integrates:**
 - a high efficiency self-priming pump;
 - an expansion vessel;
 - pressure and flow rate sensors;
 - a non-return valve.
- **DG PED is a compact, autonomous, quiet and high performance pumping system.**
- **A sophisticated electronically controlled inverter, at the heart of the system, in an intuitive way:**
 - maintains the pressure of the installation constant by regulating the speed of the pump in accordance with the required flow rate;
 - controls the hydraulic and electric operating parameters and protects the pump from anomalies;
 - can be equipped with an expansion card that makes it possible to work in parallel with other inverters in the pumping groups by managing input and output signals;
 - it adapts to every type of pressurisation system, including existing ones;
 - it limits the starting and operating currents in order to provide a greater saving of energy.



ALL IN ONE

Main components:
 Multistage self-priming pump
 Expansion vessel
 Non-return valve
 Intuitive control panel



COMPACT DIMENSIONS



DOMESTIC USE

A single DG PED meets the requirements of single apartments or small houses.



LOW-NOISE



CONSTANT PRESSURE



EASY TO USE



INSTALLABLE ANYWHERE

Thanks to its compactness and low noise level the DG PED can be installed anywhere



RESIDENTIAL USE

Two DG PED assembled as a set meet the requirements of more than one apartment.



MADE IN ITALY

TECHNICAL DATA

- Supply voltage ~ **230 V** ± 10%
- Frequency **50/60 Hz**
- Insulation: class **F**
- Max absorbed current:
 - **7.5 A** DG PED 3
 - **10 A** DG PED 5
- P1 Maximum absorbed power:
 - **1.0 kW** DG PED 3
 - **1.5 kW** DG PED 5
- Protection **IP X4**
- Factory set point **3 bar**

APPLICATION LIMITS

- Manometric suction lift up to **8 m**
- Liquid temperature between **0 °C** and **+40 °C**
- Ambient temperature between **0 °C** and **+40 °C**
- Max. working pressure **10 bar**
- Continuous service **S1**
- Operates in a **vertical** position



CLEAN WATER

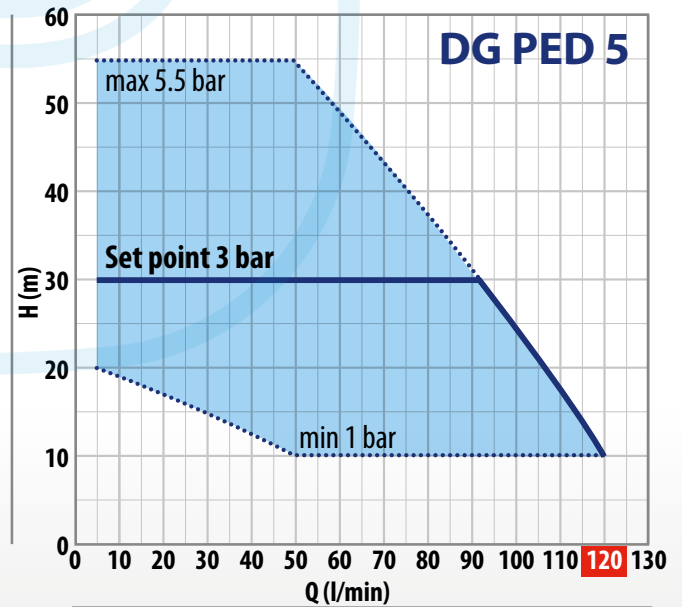
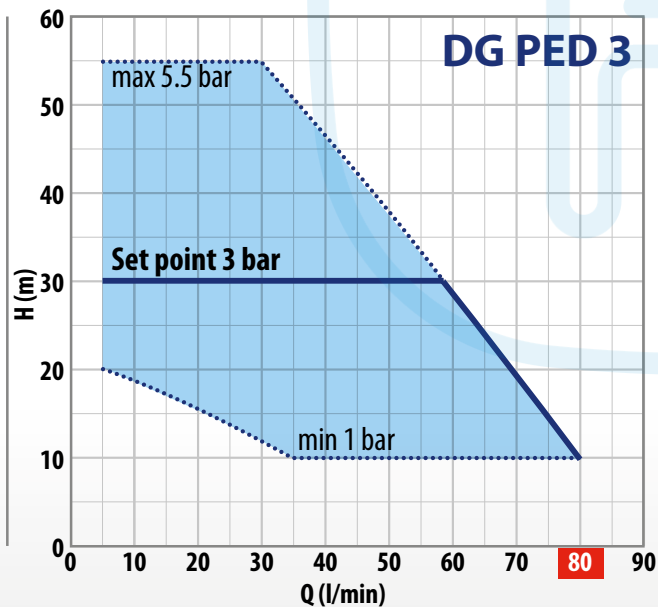


DOMESTIC USE



CIVIL USE

CHARACTERISTIC CURVES



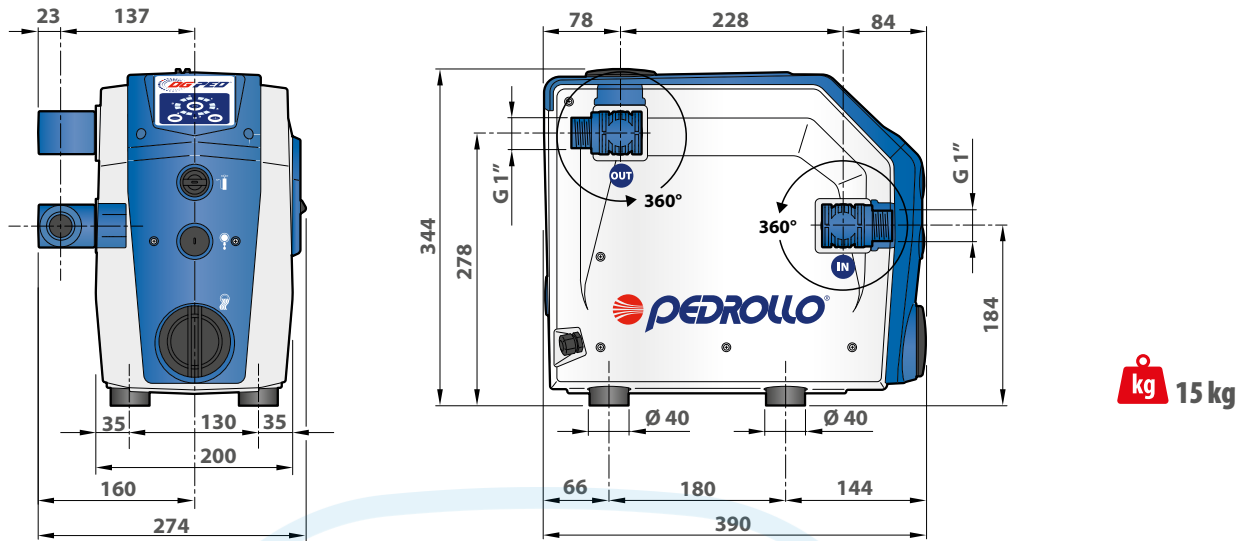
MODEL	POWER			MAX PERFORMANCES		PERFORMANCES (ADJUSTABLE SET POINT)					
	P ₂ kW	HP	▲	Q l/min	H metres	Min. Set Point bar	l/min	Set Point Stand. Setting bar	l/min	Max. Set Point bar	l/min
DG PED 3	0.75	1	IE3	5 – 80	55 – 10	1	35 – 80	3	5 – 58	5.5	5 – 30
DG PED 5	1.1	1.5		5 – 120	55 – 10	1	50 – 120	3	5 – 92	5.5	5 – 50

Q = Flow rate H = Total manometric head

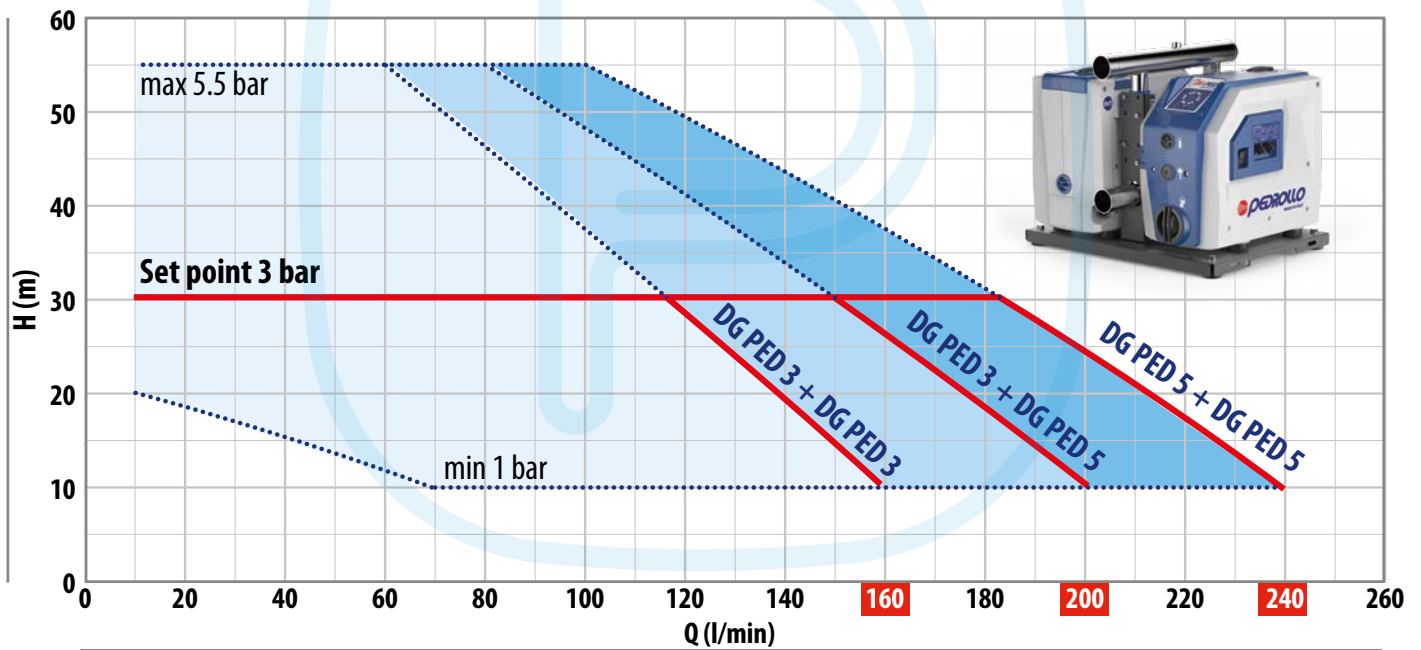
▲ Three phase motor efficiency class (IEC 60034-30-1)

Tolerance of characteristic curves in compliance with EN ISO 9906 Grado 3B.


DIMENSIONS (mm)



CHARACTERISTIC CURVES FOR GROUPS OF TWO DG PED



OPTIONAL ACCESSORIES



Connection kit for two DG PED units



Electronic expansion circuit board



Kit for wall-mounting a single DG PED



Kit for wall-mounting a group of two units

Pedrollo S.p.A.

Via Enrico Fermi, 7 - 37047 San Bonifacio (Verona) Italy

tel. +39 045 6136311 - fax +39 045 7614663

vendite@pedrollo.com - sales@pedrollo.com - www.pedrollo.com

Z-DPL90046UK